

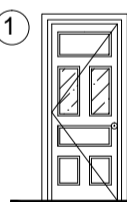
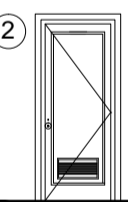
Wall	
1	Paint Matt latex emulsion paint, beige color , A ,three coat
2	Marble Own Quarry- China Gold Vein , A ,1.2 m x 2.4m x .016m White Marble Slabs, beige color
3	Ceramic Porcelain Tile , beige color , A ,0.6 m x 0.6m x .012 m

Skirting	
1	Ceramic Tile , beige color , A , .1 m x .025m
2	Marble Own Quarry- China Gold beige color , A ,.1m x Vein White Marble Slabs, .03m
3	Swedish Wood Laminate Swedish Wooden Strips, light gray color , A , .1m x .025m
4	Parquet Laminate Parquet, light gray color , A ,.1m x .025m

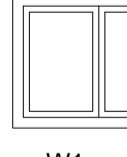
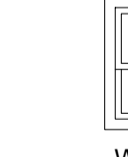
Ceiling	
1	Stan Steel tiles CENTURY STAINLESS STEEL TILES, Whit color , A , .38 m x .38m x .1m
2	Gypsum Board Gypsum board , PVC film coated, Whit color , A , 6m x 6m x .15m
3	Acoustic Smooth Pro Lay-in, 0.012 m thick , B, Offwhite color

Flooring	
1	Ceramic Tile , beige color , B ,0.6 m x 0.6m x .025m
2	Marble Own Quarry- China Gold Vein White x 2.4m x .03m Marble Slabs, beige color , A ,1.2 m
3	Swedish Wood Laminate Swedish Wooden Strips, 1.5m x .025m light gray color , A brand .0.5 m x
4	Parquet Laminate Parquet, light gray color , A .0.5 m x 1.5m x .025m

Doors Schedule							
SYM	Dimension		Type	Thickness	Frame	Glaze Area	Description
	Width	Height					
①	.9	2.2	Panelled	0.25	--	--	4 Panelled door with wood panel 32' 200' 22 in . 2 Glassed with grey color with wood panel 32' 200' 22 in . 2 Glassed
②	.7	2.2	Flush	0.15	--	--	Half door with 200' 200' 22 in . 2 Glassed with wood panel 32' 200' 22 in . 2 Glassed
③	1.5	2.2	Panelled	0.3	--	--	4 Panelled door with wood panel 32' 200' 22 in . 2 Glassed with grey color with wood panel 32' 200' 22 in . 2 Glassed

Windows Schedule						
SYM	Dimension		Type	SB	Material	Remark
	NUM	Height				
①	12	1.6	0.7	Self Opening	0.9	Open to the Out side
②	19	0.7	0.7	Fixed	2	Aluminum Glass

PSU	
ID 353	Working Drawing 2
Sheet no : 7	Scale 1:100
AR03 Roof Plan	Office Building
Rawan To'me Abed	ID:211410402
Submitted to : Dr. Mawa Fahmi	